



### WARRANTY & RATING



### SPECIFICATIONS

- Wattage: 5W
- Voltage: 12V-24V AC/DC
- Luminous Flux: 100lm
- Beam Angle: 95°
- Color Rendering Index (CRI): 80+ (at 3000K)
- Lifespan: 40,000hrs
- Light Source: LED
- Color Temperature (CCT): Warm White(3000K), White(4500K), Red, Green, Blue, Yellow, Purple selectable.
- Waterproof Rating: IP65
- Operating Temperature: -4°F to 122°F
- Material: Die-casted aluminum

### PRODUCT DESCRIPTION

The LEONLITE Classic Series provides lasting landscape lighting with its durable die-cast aluminum body, superior to softer pressed aluminum. It features a rotatable head for flexible lighting direction and offers 9 modes including 7 colors, perfect for accenting retaining walls or as versatile paver lights.

### FEATURES & BENEFITS

- RGB Color Switching; Features multiple luminous effects for customizable ambiance.
- 120° Rotatable Light Head: Enables fine-tuning of wall texture highlights and precise light direction towards steps and pathways.
- Robust die-cast aluminum body; superior to standard pressed aluminum; ideal for heavy-duty outdoor use.
- Customizable cut-to-size stainless steel plate; detachable light bar for effortless installation.
- IP65 waterproof rating; assured reliability in wet conditions; perfect for a variety of outdoor settings.

### POWER AND ELECTRICAL FEATURES

- Product: ETL certified, with a total power consumption of 5 Watts and operating on 12V-24V AC/DC. It is designed to replace 50W incandescent bulbs.
- Wiring and Plug: Brass wiring. The connection method uses waterproof connector caps. The length of the power cord is 9.19 feet (2800mm).

### DESIGN AND STRUCTURE

- Material Durability: Our fixtures feature thick, die-cast aluminum, more robust than commonly used stamped aluminum, ensuring less deformation.
- 120° Rotatable Head: Adjustable lamp head for targeted lighting, ideal for illuminating pathways and enhancing wall textures.
- Versatile Use: Designed for both standard and ground-insertion installation, providing even lighting similar to paver lights.
- Consistent Sizing: Available in various lengths, with a recommendation for uniform size selection for design consistency.

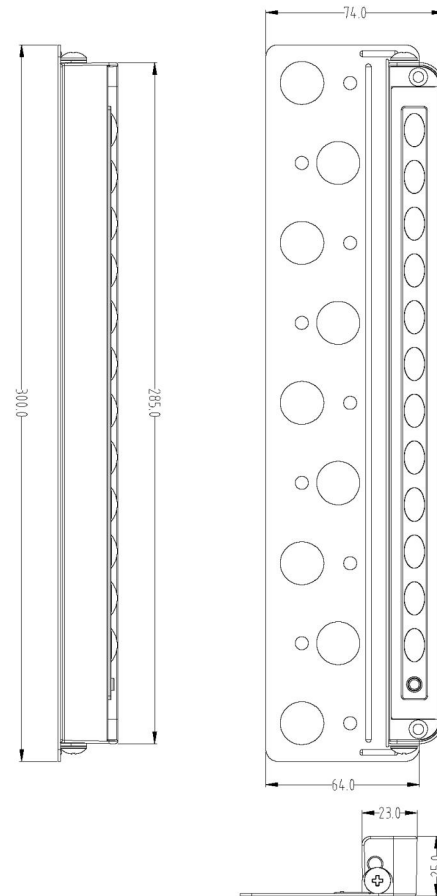
### ADDITIONAL COMPONENTS

- Waterproof Connector Caps: 2 included.
- Screws and Expansion Bolts: 5 of each.
- Long Screws: 2 included.

### LED AND OPTICAL PERFORMANCE

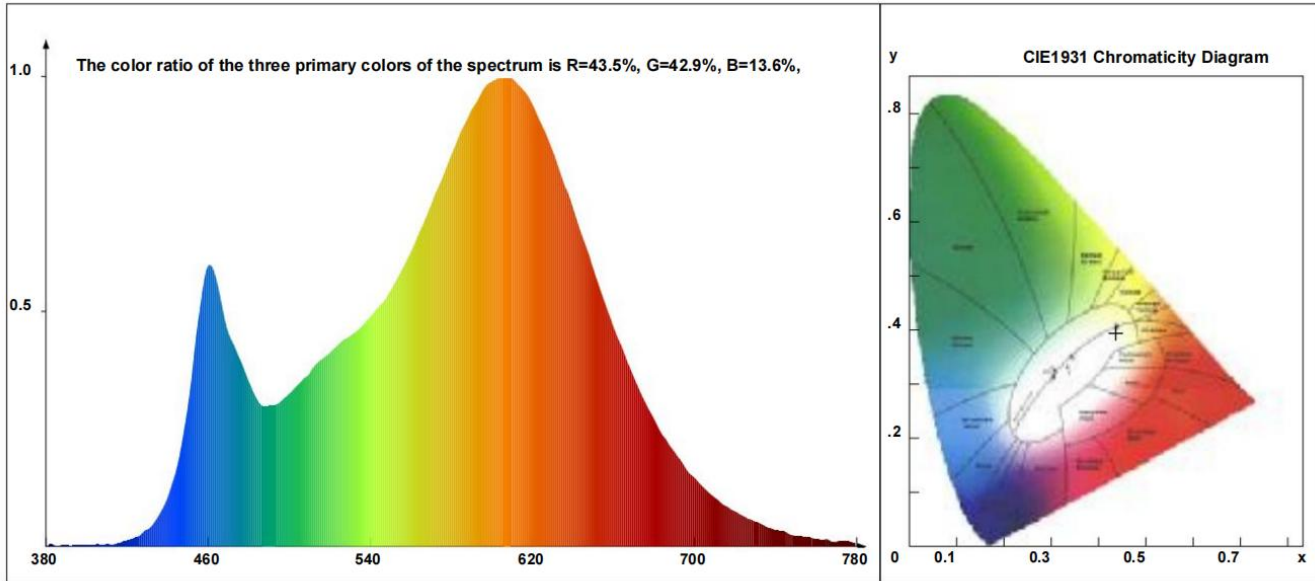
- LED Light Features: This LED light is equipped with 12 efficient SMD 5050 chips, offering a luminous efficacy of 60 lumens per watt. It has a Color Rendering Index (CRI) of 80+ at 3000K, ensuring good color rendering.
- Multi-Color Feature: The light offers 9 modes: warm white, white, red, green, blue, yellow, purple, flash, and fade. Easily change modes with a butto...

### PRODUCT DIAGRAM



Size in mm  
1" = 25.4mm.

### PHOTOMETRICS (3000K)



#### Colorimetric parameters

Chromaticity coordinates:  $x=0.4370$   $y=0.3943$   $u=0.2549$   $v=0.3450$   $duv=-0.0039$   
 Correlated color temperature: 2918K Main wavelength : 584.7nm Color purity : 49.5%  
 Luminous flux Color ratio: R=24.1%, G=73.5%, B=2.4% Peak wavelength: 605.3nm and a half Width :115.1nm

#### Color rendering index: Ra= 82.3

<b>R1 =82</b>	<b>R2 =95</b>	<b>R3 =91</b>	<b>R4 =83</b>	<b>R5 =89</b>	<b>R6 =90</b>	<b>R7 =74</b>	<b>R8 =54</b>
<b>R9 =14</b>	<b>R10=92</b>	<b>R11=82</b>	<b>R12=77</b>	<b>R13=85</b>	<b>R14=96</b>	<b>R15=74</b>	

## Basic Retaining Wall and Paver Lighting

Designed for downward illumination to enhance wall textures, or to lie flush in pavements.




## All Color Options

some models may have limited choices.



Brass Yellow



Red Bronze



Oiled Rubbed Bronze

## Rotatable Retaining Wall and Paver Lighting

270° rotation for fine-tuning wall texture highlights or focusing on steps and paths.




## Compatible Accessories




## Basic Outdoor Pendant Lights

Hang from trees or gazebo/ pergola to bathe patios and lawns in soft, expansive lighting.



## Designer Crafted Ambient Pendant Lights

Permeable design for ambiance; textured elegance for outdoors.



Note: Also available in 10/2, 12/2, 14/2 sizes.

## Edge & Sparkle Light Series

Neon for bold outlines, strings for delicate points.

